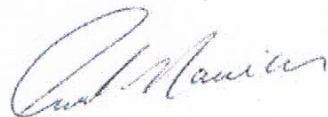



MS MANIAR FINANCIALS (PRIVATE) LIMITED
STATEMENT OF FINANCIAL POSITION
AS AT DECEMBER 31, 2022

	Rupees Dec 2022	Rupees Jun 2022
ASSETS		
NON-CURRENT ASSETS		
Property & equipment	11,945,102	12,609,807
Intangible assets	3,654,250	3,715,000
Long term advances & deposits	1,859,460	1,659,460
	17,458,812	17,984,267
CURRENT ASSETS		
Trade receivables	69,044,138	76,691,237
Advances, deposits, pre-payments & other receivables	19,332,070	30,379,986
Short term investment	12,493,856	27,702,215
Bank balances	778,583	3,129,145
	101,648,647	137,902,582
TOTAL ASSETS	119,107,460	155,886,849
EQUITY AND LIABILITIES		
CAPITAL AND RESERVES		
Authorized Capital		
2,500,000 ordinary shares of Rs. 100/- each	250,000,000	250,000,000
Issued, subscribed and paid-up capital	200,000,000	200,000,000
Reserves	(135,824,351)	(127,598,956)
	64,175,649	72,401,044
CURRENT LIABILITIES		
Short term running finance	40,901,594	71,437,847
Trade payables	10,798,573	8,362,497
Accrued expenses & other liabilities	3,231,644	3,685,460
	54,931,811	83,485,804
CONTINGENCIES AND COMMITMENTS		
	-	-
TOTAL EQUITY AND LIABILITIES	119,107,460	155,886,849


Chief Executive


Director

MS MANIAR FINANCIALS (PRIVATE) LIMITED
STATEMENT OF PROFIT OR LOSS
FOR THE PERIOD ENDED DECEMBER 31, 2022


	Rupees Dec 2022	Rupees Jun 2022
REVENUE		
Operating revenue	5,175,734	16,035,212
Capital gain on sale of securities	-	2,837,774
Unrealised (Loss) / gain on remeasurement of investment at fair value - through profit or loss	4,626,756	(23,316,632)
	9,802,490	(4,443,646)
Administrative expenses	(10,181,159)	(20,685,311)
Finance cost	(5,589,229)	(7,864,106)
	(15,770,388)	(28,549,417)
Operating (Loss) / profit	(5,967,899)	(32,993,063)
Other income	370,002	17,873,833
(Loss) / Profit before taxation	(5,597,896)	(15,119,230)
Taxation	-	(259,567)
Profit / (loss) after taxation	(5,597,896)	(15,378,797)



Chief Executive


Director

MS MANIAR FINANCIALS (PRIVATE) LIMITED
STATEMENT OF COMPREHENSIVE INCOME
FOR THE PERIOD ENDED DECEMBER 31, 2022

Note	Rupees Dec 2022	Rupees Jun 2022
	(5,597,896)	(15,378,797)
<u>Other comprehensive income / (loss) for the year</u>		
Items that will not be reclassified to statement of profit or loss subsequently		
	(2,627,499)	(9,715,782)
	<u>(8,225,395)</u>	<u>(25,094,579)</u>


Chief Executive


Director